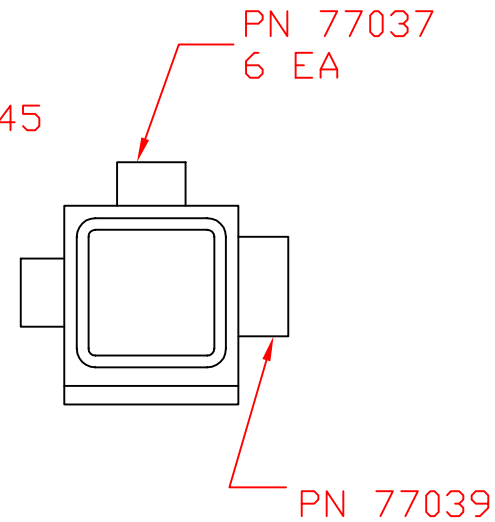
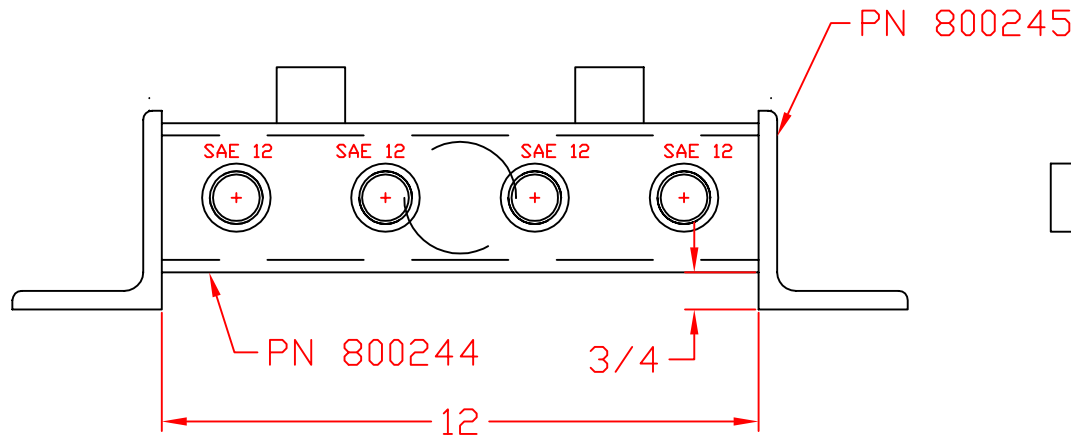
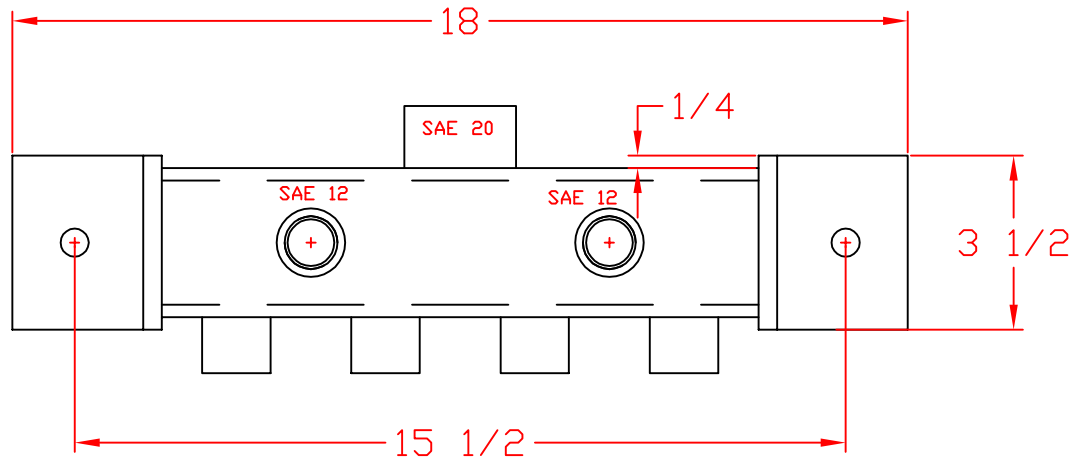


PART NUMBER	REV
800243	



				UNLESS OTHERWISE SPECIFIED, DIMENSIONS ARE IN INCHES AND TOLERANCES ARE:			<i>REED</i>	CONCRETE PLACING EQUIPMENT			
								CHINO, CA 91710			
				FRACT 1/32	DECIMAL .030	ANGLE 1/2°					
				DO NOT SCALE DRAWING			TITLE RETURN MANIFOLD, 36M				
				CE	BY	DATE	MATERIAL			PART NUMBER	REV
				DRAWN	JIMO	11/19/97	THIS DRAWING IS THE PROPERTY OF REED MANUFACTURING AND IS LOANED WITHOUT CONSIDERATION OTHER THAN THE BORROWER'S AGREEMENT THAT IT SHALL NOT BE REPRODUCED, COPIED, LOANED, OR DISPOSED OF, DIRECTLY OR INDIRECTLY, NOR USED FOR ANY PURPOSE OTHER THAN THAT FOR WHICH IT IS SPECIFICALLY FURNISHED.			800243	
LTR	DATE	ENGINEERING CHANGE NOTICE #	BY	APPVD						SHEET __ OF __	
REVISIONS											