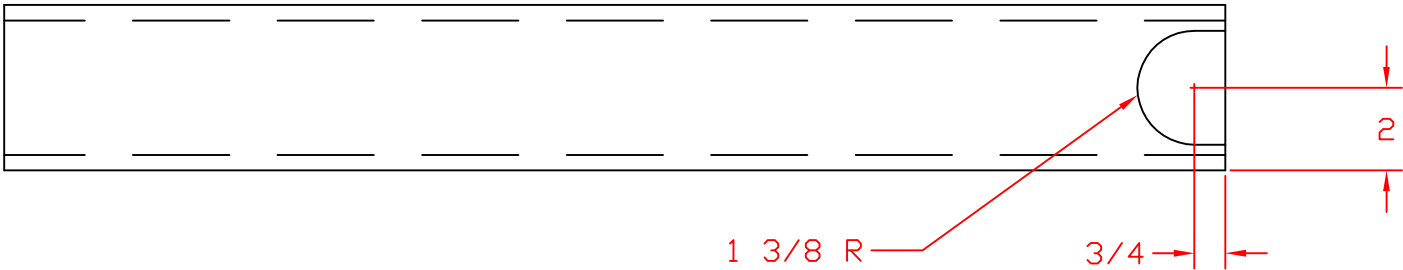
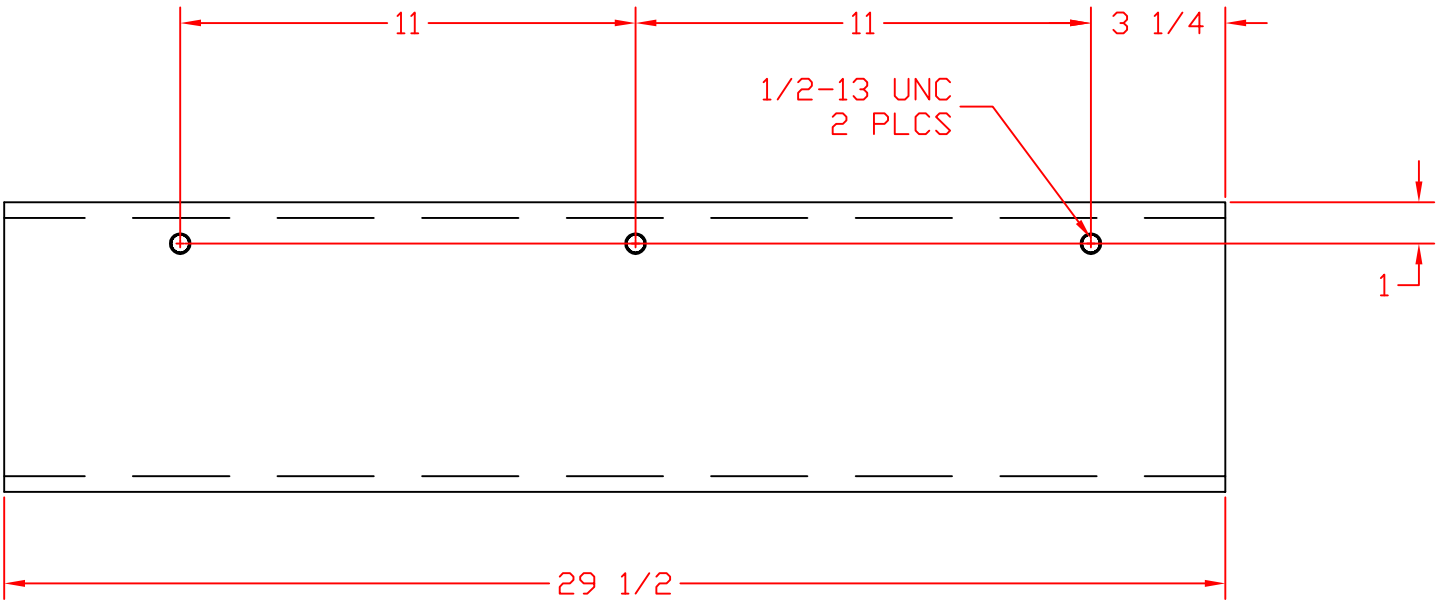
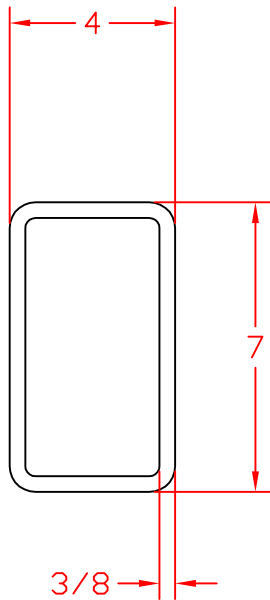


B 02 3 025

PART NUMBER	REV
800155	



WT= 60.76 LB

				UNLESS OTHERWISE SPECIFIED, DIMENSIONS ARE IN INCHES AND TOLERANCES ARE:			<b>REED</b>		CONCRETE PLACING EQUIPMENT		
				FRACT    DECIMAL    ANGLE 1/32       .030       1/2"			CHINO, CA 91710				
				DO NOT SCALE DRAWING			TITLE END TUBE RH, 36M SUBFRAME				
				<b>CE</b>	BY	DATE	MATERIAL #69136 TUBE 7 X 4 X 3/8 A500B			PART NUMBER	REV
				DRAWN	JIMO	7/28/97	THIS DRAWING IS THE PROPERTY OF REED MANUFACTURING AND IS LOANED WITHOUT CONSIDERATION OTHER THAN THE BORROWER'S AGREEMENT THAT IT SHALL NOT BE REPRODUCED, COPIED, LOANED, OR DISPOSED OF, DIRECTLY OR INDIRECTLY, NOR USED FOR ANY PURPOSE OTHER THAN THAT FOR WHICH IT IS SPECIFICALLY FURNISHED.			800155	
LTR	DATE	ENGINEERING CHANGE NOTICE #	BY	APPVD						SHEET __ OF __	
REVISIONS											